

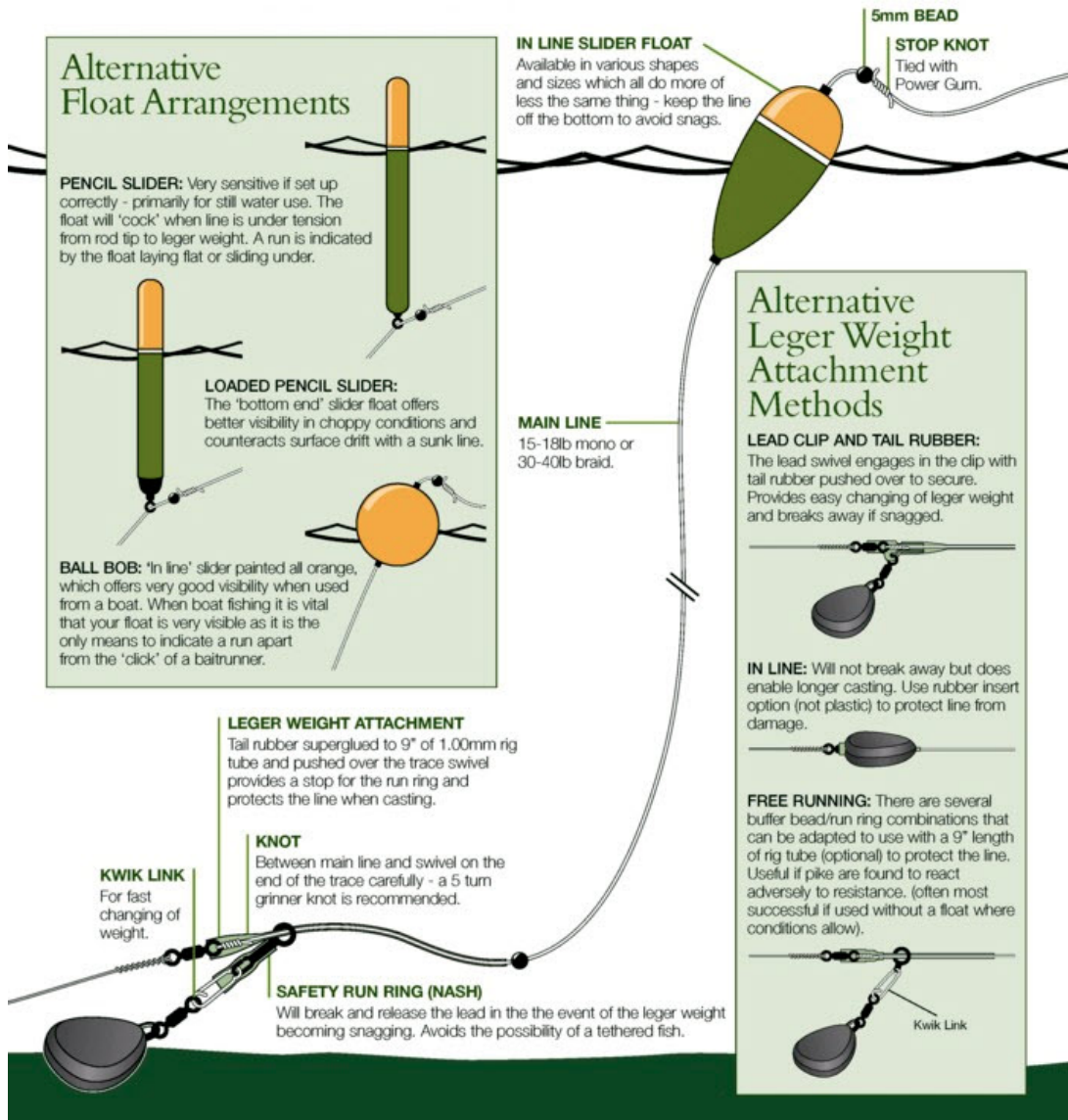
Pike Anglers Club of Great Britain



The Float Leger Rig by Peter Robinson

To 'keep it simple' is a very good idea, however in the last few years the development of commercially made tackle items or 'rig bits' used in carp fishing have found their uses in pike fishing. I have integrated some of these in to the rigs described here with this, the first and probably the most popular in use today - the float leger. I have shown optional weight attachments indicating the advantages and otherwise of each together with different float arrangements. With any rig set up, and especially when using more than one rod please do not rely on the float as the only means of bite registration. An audible bite alarm used in conjunction with a 'drop arm' indicator is essential.

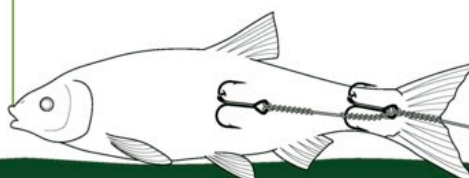
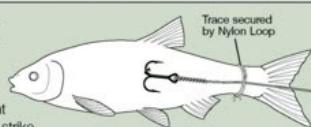
www.pacgb.co.uk



HOOK ARRANGEMENT
Size 6 hooks with crushed barbs except the bait holding hook - helps easier hook removal. Hooks at 3" apart depending on size of bait, with the first hook set no further than half way down the bait, the second in the tail root to minimise the possibility of deep hooking.

Alternative Hook Arrangement

A single hook set half way down the bait can be a very effective and efficient hooking method as all the force of the strike is applied to just two hook points not four.



WIRE TRACE
Made using 28lb wire 18" long and hooks to suit bait size, typically size six trebles or doubles. For trace making detail see Pikelines 104 page 36.